




Loomly

BRAND SUCCESS PLATFORM

✕ Your trial is expiring on December 25, 2021. Please [subscribe now](#) to prevent the calendars you own from switching to view-only mode. You won't be charged until the end of your trial period.

Calendars

+ Add New Calendar

 Loomly Cats

Post Overview

Draft	0
Pending Approval	0
Requires Edits	0
Approved	0
Scheduled	0
Published	0
Passed	0
Failed	0

On the Radar

< Mon, Dec 20 Today Wed, Dec 22 >

No posts added for this date.

Create a new post

You can subscribe to Loomly at any time: you won't be charged until the end of your 15-day free trial.

1. #TrendyTuesday


Inspiration

Show how your brand is keeping up with the latest trends — or even better, creating new trends — in your industry.

✉ Invite Collaborators

ℹ See Tutorials

💻 Watch Flash Webinars



Best Practices for Posting on LinkedIn 2022

Brand Success, Social Media Marketing Hub

LinkedIn has been steadily growing as a social media platform

Visit the Billing tab of your Account, where you will be able to select your plan.

Select a plan today

Save 25%

Yearly

Monthly

	Base	<i>best value</i> Standard	Advanced	Premium	Enterprise
	Select Plan	Select Plan	Select Plan	Select Plan	Request
Monthly Price <i>billed yearly in USD</i> <i>Sales tax may apply</i>	\$26 /mo \$312 total a year	\$59 /mo \$708 total a year	\$129 /mo \$1,548 total a year	\$269 /mo \$3,228 total a year	Request Quote
Users ⓘ	2	6	14	30	31+
Social Accounts ⓘ	10	20	35	50	51+

Subscribe to Plan

1 Select Billing Cycle



Bill me once a month for \$359

*You'll be spending **\$4,308 for 12 months***

Bill me once a year for \$3,228 (equivalent to \$269 / month)

*You'll be **saving 25%***

Next

2 Set Up Billing Information

First, choose your preferred billing option: monthly (month-to-month contract) or yearly (yearly contract but save 25% versus monthly).

Subscribe to Plan

Enter required billing information. You can also add other information you want listed on your invoice, such as listing a VAT number for instance.

2 Set Up Billing Information

First Name*

Last Name*

Email Address*

Company Name

Company Tax Details

Address Line 1*

Address Line 2

City*

State*

Country*

United States

United States

United States Minor Outlying Islands

Uruguay

Uzbekistan

Next

3 Add Payment Information

Subscribe to Plan

Add your payment information (name on card, card #, exp date, and CVC#).


▼ Select Billing Cycle

✓ Set Up Billing Information

3 Add Payment Information

Name on Card

Credit Card

 Card number

MM / YY CVC

Next

4 Subscribe to Loomly

Subscribe to Plan

Confirm all information and order total is correct, then purchase your subscription to start your Loomly subscription.

✓ Add Payment Information

4 Subscribe to Loomly

Billing Cycle: Yearly

Billing Information: Jenn Lee
Loomly Cats
123 Faraway Lane
Dallas, TX 75001
US

Payment Method: Visa — ****_****_****1111

Standard Plan

6 Users • 20 Identities

[View Plans](#)

Yearly Subscription:	\$708.00
Sales tax to be collected	\$46.73
Order total	\$754.73

You'll be billed once per year • \$754.73 total (~\$62.894 / month)

On January 5th you'll be billed \$754.73

[Purchase Subscription](#)

Ad Budget Cap ⓘ	\$500	\$1,000	\$2,000	\$5,000	\$10,000
Unlimited Content ⓘ	✓	✓	✓	✓	✓
Core Features ⓘ	✓	✓	✓	✓	✓

You can upgrade your plan at any time, once again from the Billing tab of your Account.

IM Integrations ⓘ	--	✓	✓	✓	✓
Custom Roles ⓘ	--	--	✓	✓	✓
Custom Workflow ⓘ	--	--	✓	✓	✓
Custom Branding ⓘ	--	--	--	✓	✓
Support	FAQ, Chat & Email	FAQ, Chat & Email	FAQ, Chat & Email	FAQ, Chat & Email	Account Manager
Payment Method	Credit Card	Credit Card	Credit Card	Credit Card	Wire Transfer
	Select Plan	Current Plan	Upgrade	Upgrade	Request

Billing Details

Payment History



Thanks for viewing this tutorial! You should be ready to subscribe to Loomly now!